

THIS DRAWING IS AN OVERALL REPRESENTATION OF THE APPARATUS AS PROPOSED.

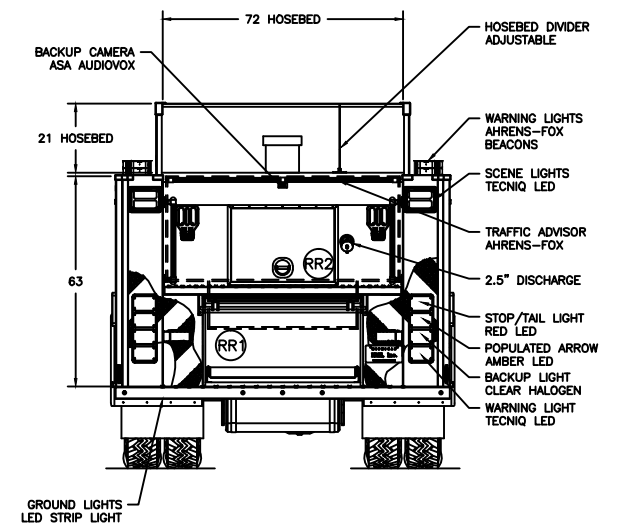
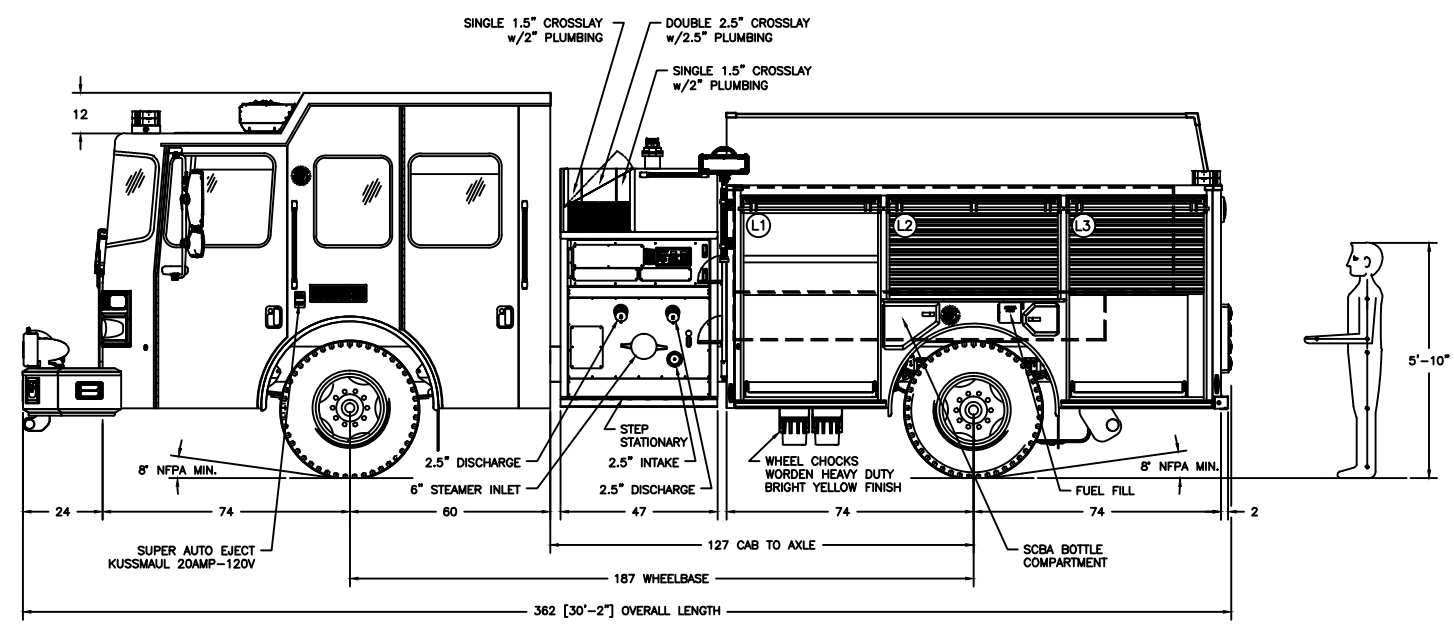
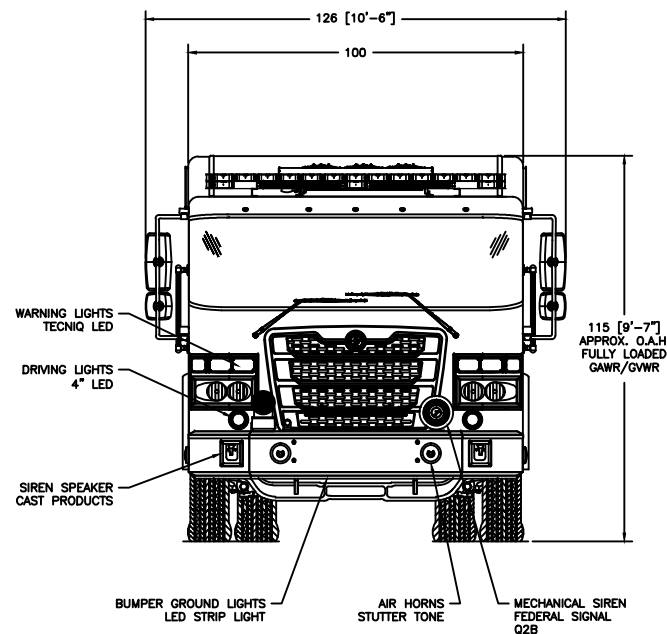
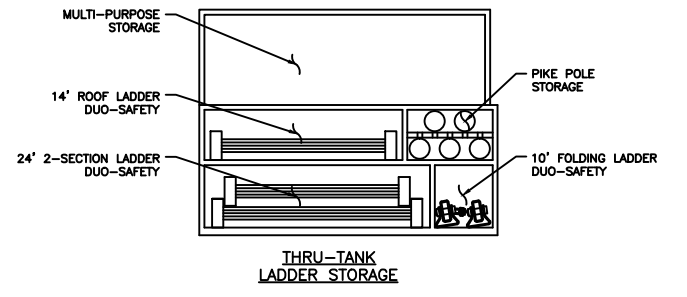
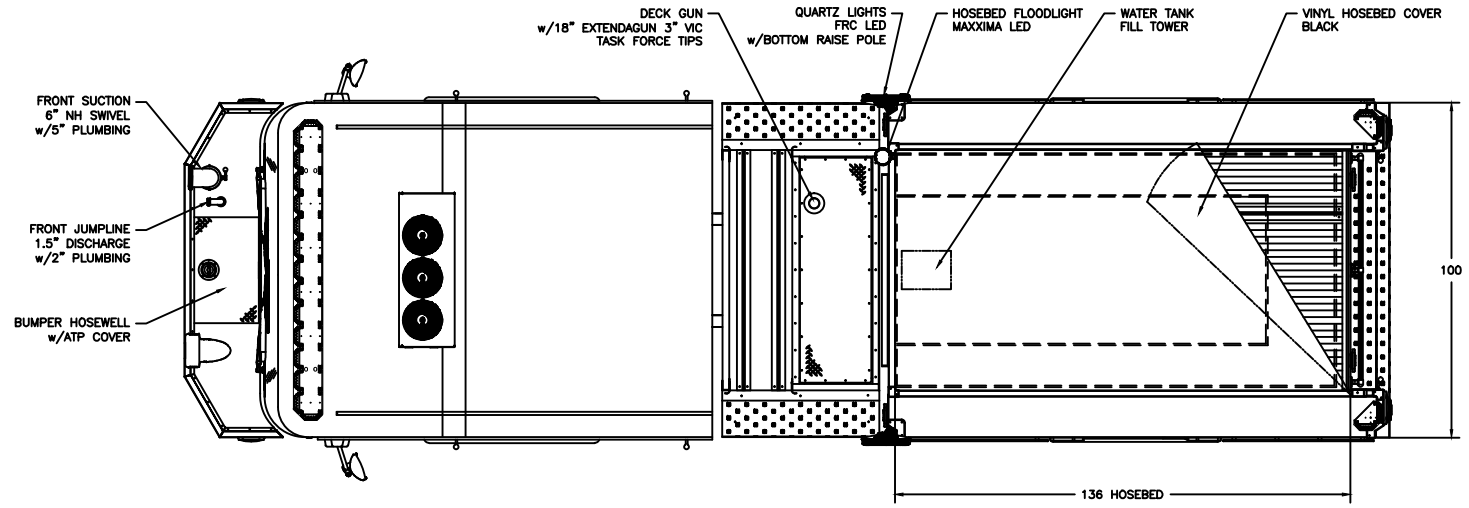
THE EXACT DIMENSIONS, LOCATIONS OF ACCESSORIES AND/OR COMPONENTS MAY BE REVISED PENDING COMPLETE ENGINEERING OF THE CUSTOM REQUIREMENTS OF THE INDIVIDUAL APPARATUS ORDER.

IF THERE IS A DISCREPANCY BETWEEN THE BODYBUILDER PRINT AND THE WRITTEN PROPOSAL, THE SPECIFICATIONS WITHIN THE PROPOSAL PREVAIL.

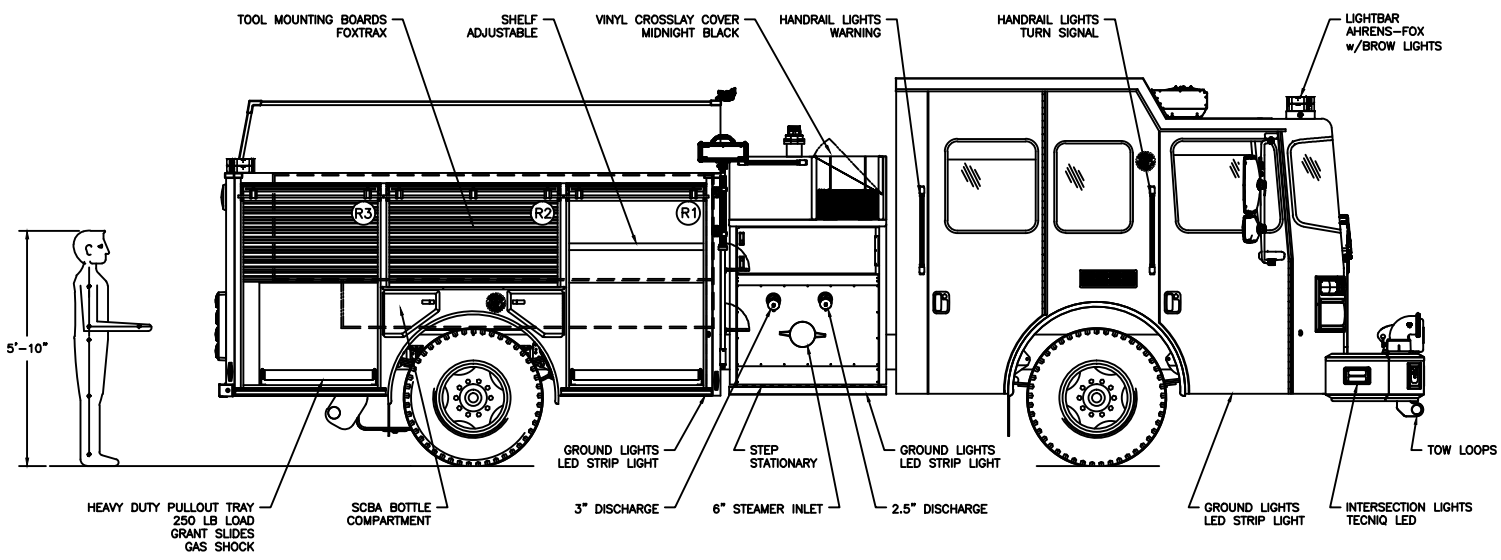
This drawing along with any changes made and initiated by both the "Fire Department" & HME, Inc. represents what will be constructed and supplied to the "Fire Department." Any changes to the contract specifications and drawing after today's date will be addressed via appropriate change order signed and approved by both the "Fire Department" & HME, Inc.

APPROVED BY: _____ TITLE: _____
 FIRE DEPARTMENT

APPROVED BY: _____ TITLE: _____
 HME, Incorporated



COMPARTMENTATION						
COMPT.	BEHIND DOOR			CLEAR OPENING		COMPT. VOLUME
	WIDTH	HEIGHT	DEPTH	DOOR WIDTH	DOOR HEIGHT	
L1 UPPER:	48"	33"	12"	39"	55"	11 FT ³
L1 LOWER:	48"	30"	24"	39"	55"	20 FT ³
L2:	52"	33"	12"	49"	24"	11.9 FT ³
L3 UPPER:	43"	33"	12"	39"	55"	9.9 FT ³
L3 LOWER:	43"	30"	24"	39"	55"	17.9 FT ³
R1 UPPER:	48"	33"	12"	39"	55"	11 FT ³
R1 LOWER:	48"	30"	24"	39"	55"	20 FT ³
R2:	52"	33"	12"	49"	24"	11.9 FT ³
R3 UPPER:	43"	33"	12"	39"	55"	9.9 FT ³
R3 LOWER:	43"	30"	24"	39"	55"	17.9 FT ³
RR1:	48"	29"	22"	45"	20"	17.7 FT ³



REV	BY	DATE	REVISION
C	JC	29 JUN '21	UNIT SOLD
B	DM	01 AUG '19	CLEAN ORDER RELEASE
A	DM	17 JAN '19	ORIGINAL RELEASE
LET	BY	DATE	REVISION



1950 BYRON CENTER AVE.
 WYOMING, MI. 49519

THIS PRINT IS PROVIDED ON A RESTRICTED BASIS AND IS NOT TO BE USED IN ANY WAY DETRIMENTAL TO THE INTERESTS OF HME, INC.

NAME: STEPHENS COUNTY FIRE DEPT, GA

DRAWN	DATE	APPROVED	DRAWING FILE
D. MEAD	17 JAN '19	N/A	23316 - STEPHENS COUNTY.DWG

THIRD ANGLE PROJECTION	SIZE	NUMBER	SCALE
	B	23316	NTS
			SHEET 1 OF 1

CREATED WITH AutoCAD®